



SATO Enables
Label Printing
with SAP® Solutions and
Empowers Customers
to Optimize Business
Operations and
Achieve More

SATO Solutions in support of SAP® solutions, offer customers a **direct connectivity** option that enables label printing functionality without the need for additional software or middleware.

Interfacing with SAP systems to produce barcode and RFID output is a requirement for users that rely on label printing for critical business activities. Different thermal printer manufacturers use proprietary control languages, which can pose a challenge for the development of drivers supported by the standard SAP system.

SATO understands the need for optimal solutions to manage label printing operations for SAP solution-based environments.

Smart Forms

SAP Smart Forms provide non-technical users with the capability to design forms and labels using an easy-to-use graphical design tool, which does not require programming skills or additional software. Once the label has been designed using Smart Forms, it can be output to SATO printers without the need for additional middleware.

SAP Auto-ID Infrastructure

The SAP Auto-ID Infrastructure offering gives SATO the capabilities to integrate printers into the SAP system. The SATO solution enables the user to use a simple and intuitive interface to manage the printing of RFID and barcode labels from SAP Auto-ID Infrastructure.

The SATO XML-enabled thermal printers connect directly with SAP applications and therefore, allows access to data from enterprise applications that can be used to encode and print RFID labels. Customers are assured of direct integration between SAP Auto-ID Infrastructure and SATO printers (SATO XML-enabled 4.0). SAP Auto-ID Infrastructure enables integration of auto-ID technologies, including RFID, sensor, and other data, with other SAP enterprise applications. Users of SAP solutions can use SATO printers out-of-the-box with their SAP Auto-ID Infrastructure software for printing labels and encoding RFID tags.

SAPscript

Printer-specific SAPscript remains the preferred method for many to manage the data streams and recognize the SAP output. SAPscript is widely used as the SAP standard tool for defining the content and layout of SAP business documents.

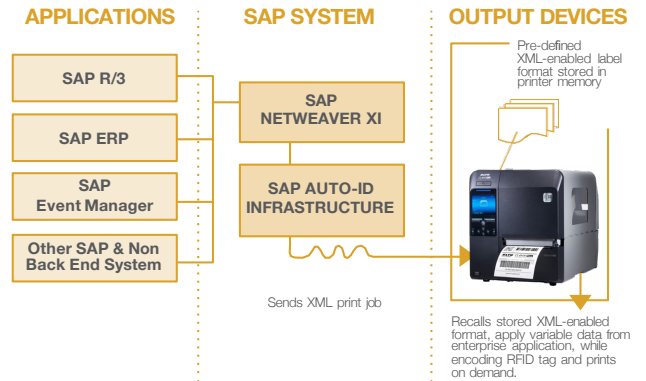
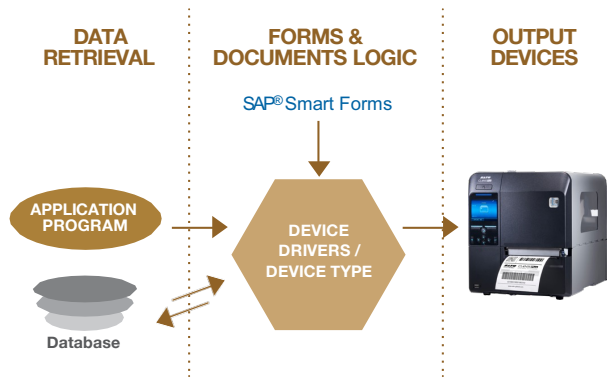
SATO is able to leverage its integration experience in installations of SAP solutions to define the layout of SAP labels and business documents. SAP users upload the barcode design file into the SAP form and can instruct printing of barcode labels on demand.

SATO Solution in Support of Smart Forms

SAP users make use of the graphical design capabilities of Smart Forms to conveniently add barcode and text styles and graphically layout label formats. Users do not need to use any external programming tool to make label format changes. The label format can be populated with enterprise data from SAP applications and the data is sent to output directly on a SATO printer whenever barcode label printing is required.

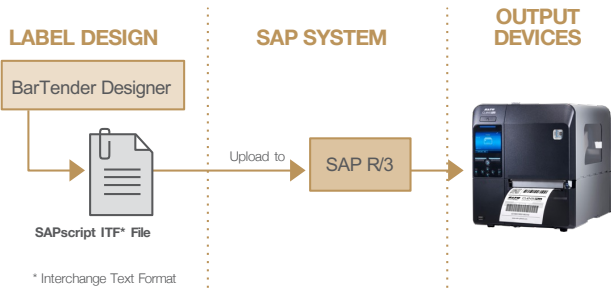
How SATO printers integrate with SAP Auto-ID Infrastructure

The interface module for SATO XML-enabled 4.0 solution is certified for integration with SAP Auto-ID Infrastructure 2.1 via the SAP Auto-ID Infrastructure-Device Controller Interface (All-DC-RFID) 7.1 integration scenario. The XML-based interface enables direct printing of RFID smart labels from non-SAP back-end system applications that transmit their print jobs natively in an XML data stream.



SATO Solution in Support of SAPscript

SAP users design barcode labels using an intuitive label design software package such as BarTender Designer. They can define all fields that need to be filled in later by variable data from SAP applications. It automatically generates the SAPscript for SATO printers by exporting the ITF SAPscript file. The barcode labels can then be printed directly from the SAP system without additional processing.



For more information about SATO in the region, visit www.sato-ociania.com or scan QR code below:

